

RESGUARDO[®]

ELECTRICAL SAFETY



“ Preventable accidents, if not prevented due to our negligence, is nothing short of a murder ”

Dr. Sarvepalli Radhakrishnan

Usha Armour Pvt Ltd.

Sundari, No.102, 4th A Main, 6th Cross, N S Palya,
Bilekahalli, Bannerghatta Road, Bengaluru, Karnataka - 560076
www.ushaarmour.com



ELECTRICAL SAFETY

Electricity can kill or severely injure people and cause damage to property. However, you can take simple precautions when working with or near electricity and electrical equipment to significantly reduce the risk of injury to you, your workers and others around you. This section provides a summary of those precautions.

The main hazards of working with electricity are:

- Electric shock and burns from contact with live parts.
- Injury from exposure to arcing, fire from faulty electrical equipment or installations
- Explosion caused by unsuitable electrical apparatus or static electricity igniting flammable vapours or dusts, for example in a spray paint booth Electric shocks can also lead to other types of injury, for example by causing a fall from ladders or scaffolds etc.

LOCKOUT – TAGOUT

Proper Lockout/Tagout(LOTO) practices and procedures safeguard workers from the sudden release of hazardous energy.

Energy sources including electrical, mechanical, hydraulic, pneumatic, chemical, thermal and other sources in machines and equipment can be hazardous to the workers.

During the servicing and maintenance of machines and equipments, the unexpected startup or release of stored energy can result in serious injury or death of the workers.

ELECTRICAL



Premier multipurpose cable lockout



Vinyl coated hasp



MCB lockout



Universal Breaker Lockout



Box lockout



De-electric padlock



De-electric slider hasp



Scorpio - Hasp

MECHANICAL



Plug / Pneumatic lockout



Cylindrical lockout



Vinyl coated hasp



Electro plated hasp



Squeezer Multipurpose cable lockout



Normal push button lockout



Jacket padlock regular shackle



Jacket padlock long shackle

VALVE LOCKOUT



Gate valve lockout



Adjustable gate valve lockout



Butterfly valve lockout



Registers



Ball valve lockout



LOTO station clear facia



Tags



Display Station

LOTO COMBO KIT (MECHANICAL & ELECTRICAL)



Sl.no	Product Description	Quantity
1	De-electric safety lock out padlock	4 nos
2	PIN IN miniature circuit breaker lockout (1 set - 3 no's.)	2 set
3	PIN OUT miniature circuit breaker lockout (1 set - 3 no's.)	2 set
4	PIN OUT WIDE miniature circuit breaker lockout (1 set - 3 no's.)	2 set
5	Universal Breaker lockout (1 pack - 4 nos.)	2 pack
6	De-electric Slider Hasp for 4 locks / 3 mm shackle	2 nos
7	Economy Hasp Nylon Red	2 nos
8	Squeezer Multipurpose Cable Lockout - De-electric Yellow	2 nos
9	Squeezer Multipurpose Cable Lockout - Metallic blue	2 nos
10	De-electric Box Type Lockout	2 nos
11	Electrical Panel handle Lockout	1 nos
12	Normal Push Button Lockout for Electrical Panels	2 nos
13	Plug / Pneumatic Lockout - Small	2 nos
14	Plug / Pneumatic Lockout - Large	2 nos
15	Vinyl Coated Hasp - Small	2 nos

16	Vinyl Coated Hasp - Premier	2 nos
17	Electro Plated Hasp - Small	2 nos
18	Electro Plated Hasp - Premier	2 nos
19	Ball Valve Lock Out – (Large size) dia 2" - 8"	1 nos
20	Jacket Padlock with Long Shackle (set of 3 Nos.)	2 set
21	Jacket Padlock with Regular Shackle (Set of 3 Nos.)	2 set
22	Gate Valve Lockout 25mm to 63.5mm	1 nos
23	Gate Valve Lockout 63.5mm to 127mm	1 nos
24	Gate Valve Lockout 127mm to 165mm	1 nos
25	Adjustable Gate Valve Lockout 25mm to 165mm	1 nos
26	Cylinder Lockout	1 nos
27	Premier Multipurpose Cable Lockout with 2 mtrs of vinyl coated galvanised steel cable with loop	2 nos
28	Universal Butterfly Valve Lockout	2 nos
29	Tags with Protective liner (1 pack – 10 nos.) (Do not operate)	1 set
30	Lockout Ties (1 Pack - 10 no's)	1 Pack
31	Screwdriver	1 nos
32	Marker	1 nos
33	Loto Bag	1 nos

LOTO ELECTRICAL KIT




Sl.no	Product Description	Quantity
1	De-electric safety lock out padlock	4 nos
2	PIN IN miniature circuit breaker lockout (1 set - 3 no's.)	2 set
3	PIN OUT miniature circuit breaker lockout (1 set - 3 no's.)	2 set
4	PIN OUT WIDE miniature circuit breaker lockout (1 set - 3 no's.)	2 set
5	Universal Breaker lockout (1 pack - 4 no's.)	2 pack
6	De-electric Slider Hasp for 4 locks / 3 mm shackle	2 nos
7	Economy Hasp Nylon Red	2 nos
8	Squeezer Multipurpose Cable Lockout - De-electric Yellow	2 nos
9	Squeezer Multipurpose Cable Lockout - metallic blue	2 nos
10	De-electric Box Type Lockout	2 nos
11	Normal Push Button Lockout for Electrical Panels	2 nos
12	Plug / Pneumatic Lockout - Small	2 nos
13	Plug / Pneumatic Lockout - Large	2 nos
14	Tags with Protective liner (1 pack – 10 no's.) (Do not operate)	1 set
15	Lockout Ties (1 pack - 10no's.)	1 set
16	Screwdriver	1 no
17	Marker	1 no
18	Electrical Panel handel Lockout	1 no
19	Loto Bag	1 no

LOCKOUT TAGOUT PROCEDURES

The **Lockout Tagout procedure** is a critical workplace safety component that protects workers from dangerous releases of power or sudden re-energizing of machinery during routine maintenance or repair operations.




IDENTITY the types of energy sources used, potential hazards and all control devices.



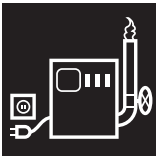
NOTIFY all affected employees.




TURN OFF all operating controls.



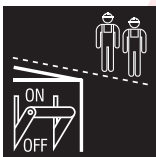
LOCATE all energy sources.



ISOLATE all energy sources by blocking, bleeding and venting stored energy as found in springs, hydraulic and pneumatic systems.



LOCK-OUT all switches and energy controls in the "OFF" or "SAFE" position.



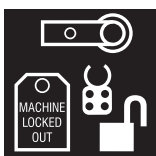
TEST Make sure everyone is clear and test operating controls to ensure power has been secured and the controls cannot start the machines.



RETURN all operating controls to the "OFF" position.



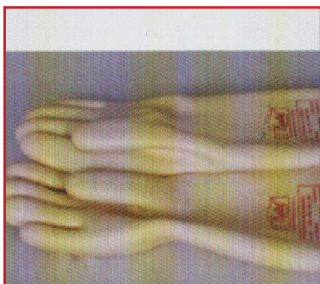
PERFORM required task.



REMOVE lockout devices only after the equipment is fully assembled and all effected employees have been notified. Each lockout device must be removed by the person who put it on.



ELECTRICAL SAFETY PRODUCTS



Electrical Safety




Rubber Mats



Discharge Rod



Insulation Tool Kit



Arc Flash Suit



Rescue Hook



Electrical Safety Shoes



Step Ladder

OUR CLIENTS

accenture



SIEMENS



Infosys

CATERPILLAR



Honeywell

amazon.com



DELL



EMC²

Continental


DECATHLON



Deutsche Bank



SAFETY IN ALL FORMS



DLP - Fire Suppression System




Kitchen Fire Suppression System

Fire Suppression Systems

Life Safety in High Rise



Refilling



Mobile Fire Extinguisher Service

USHA ARMOUR PVT LTD :

'SUNDARI' 102, 4th 'A' Main, Munivenkatappa Layout Bilekahalli,
Bannerghatta Road, Bengaluru - 560076, Karnataka, INDIA

Ph No : +91 080-40220555, +91 8951361828

Email : loto@ushaarmour.com | www.ushaarmour.com

This information is subject to change without prior notice. Usha Armour Pvt.Ltd., disclaims any liability for any errors or misinterpretations of the information contained therein. All rights reserved.



USHA ARMOUR